

# **Blenkinsop Road @ Judge Place**

**Wednesday, March 07, 2018**

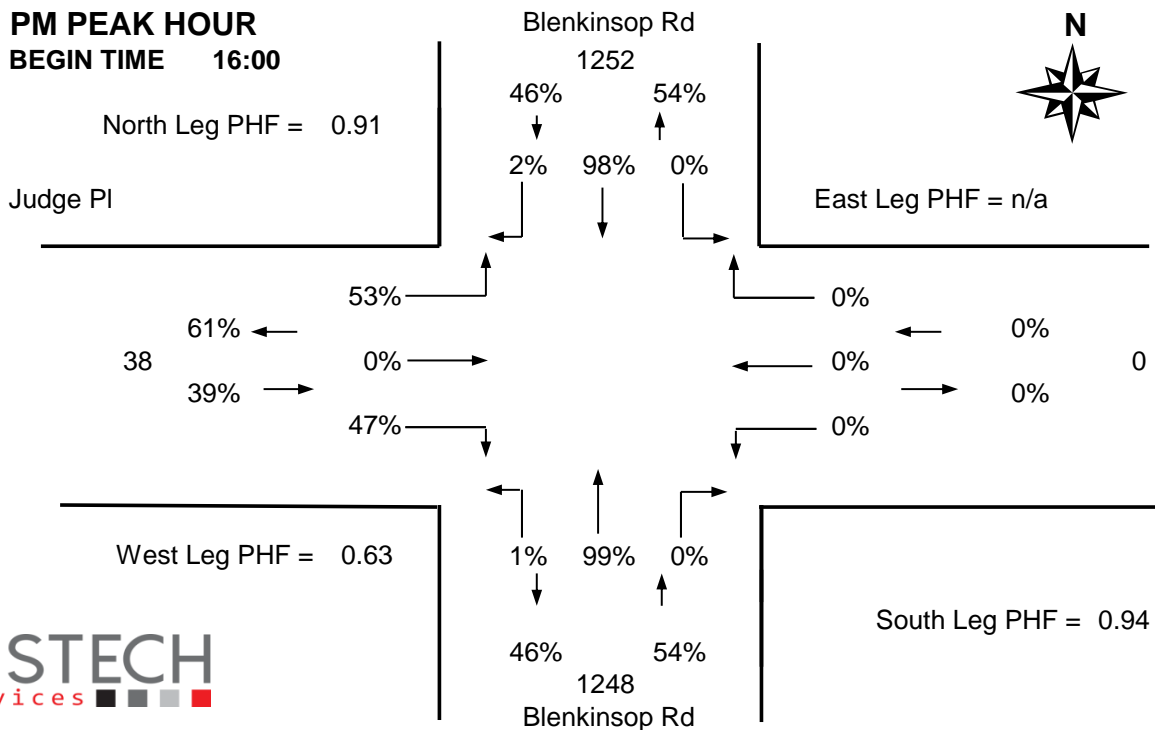
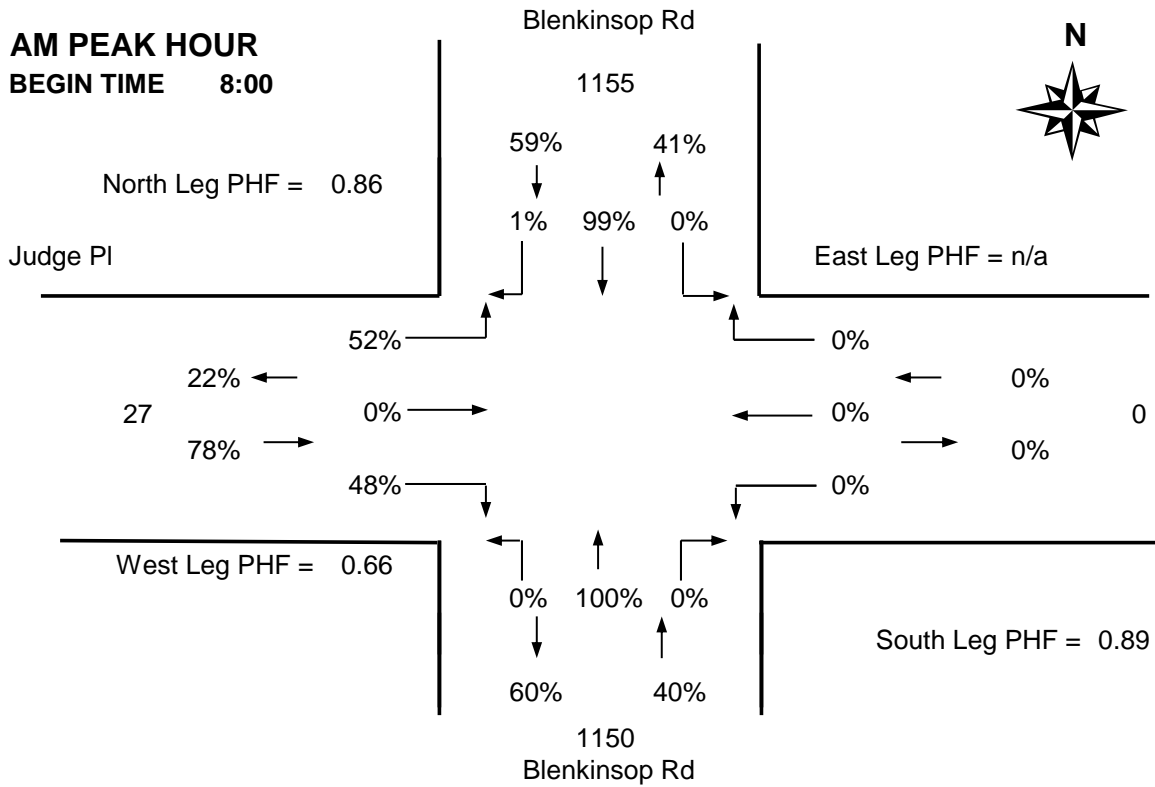


The data presented here is for information purposes only and should not be considered authoritative for construction, geotechnical, engineering, navigational, legal, or other site-specific uses. The information shared is owned by the Transportation Division of the Engineering Department at the District of Saanich. Accuracy is not guaranteed.

# DISTRICT OF SAANICH 2018 TRAFFIC COUNTS

**Major Route:** Blenkinsop Road  
**Minor Route:** Judge Place  
**Date:** Wednesday, March 7, 2018  
**Filename:** Blenkinsop@Judge Place-Mar7-2018.xls

**Station #:** TIN000669  
**Intersection Type:** 3-leg west approach  
**East/West Route:** Judge Place  
**Weather:** Cloudy and damp



# DISTRICT OF SAANICH 2018 TRAFFIC COUNTS

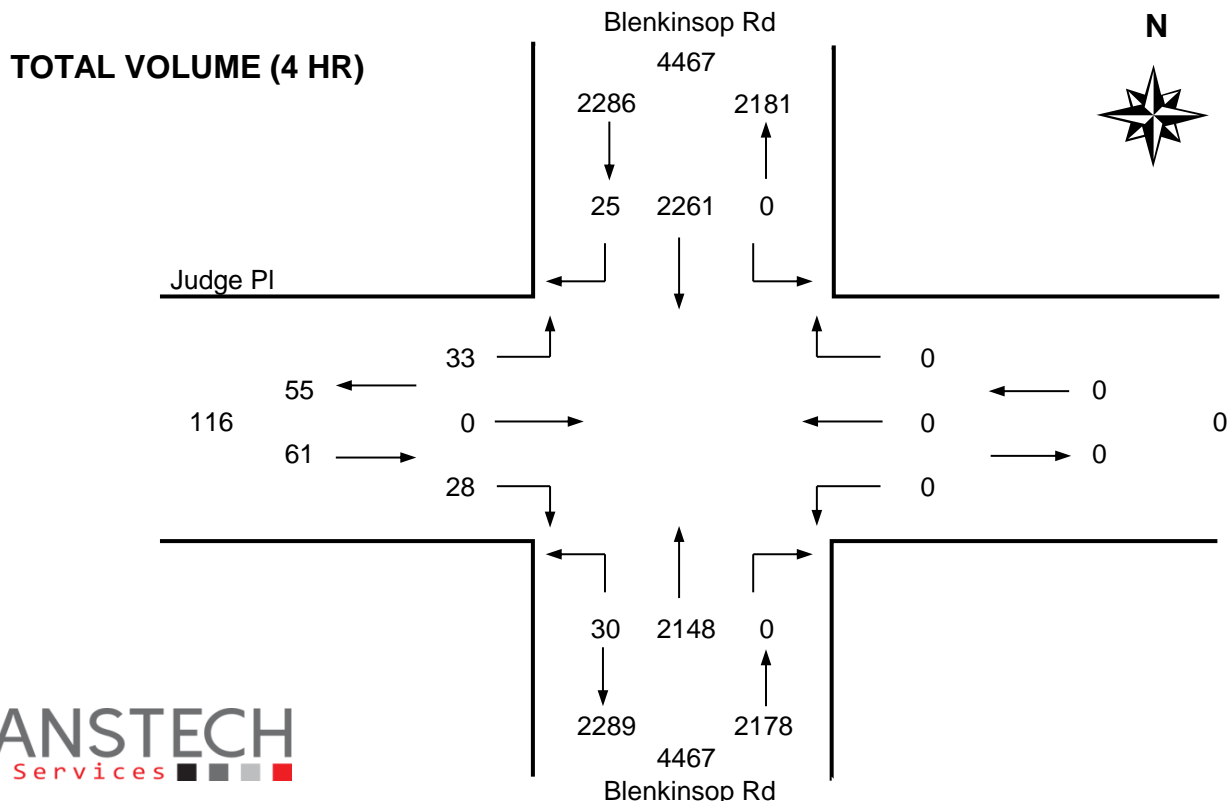
**Major Route:** Blenkinsop Road  
**Minor Route:** Judge Place  
**Date:** Wednesday, March 7, 2018  
**Filename:** Blenkinsop@Judge Place-Mar7-2018.xls

**Station #:** TIN000669  
**Intersection Type:** 3-leg west approach  
**East/West Route:** Judge Place  
**Weather:** Cloudy and damp

**Comments:**

**Vehicle Data**

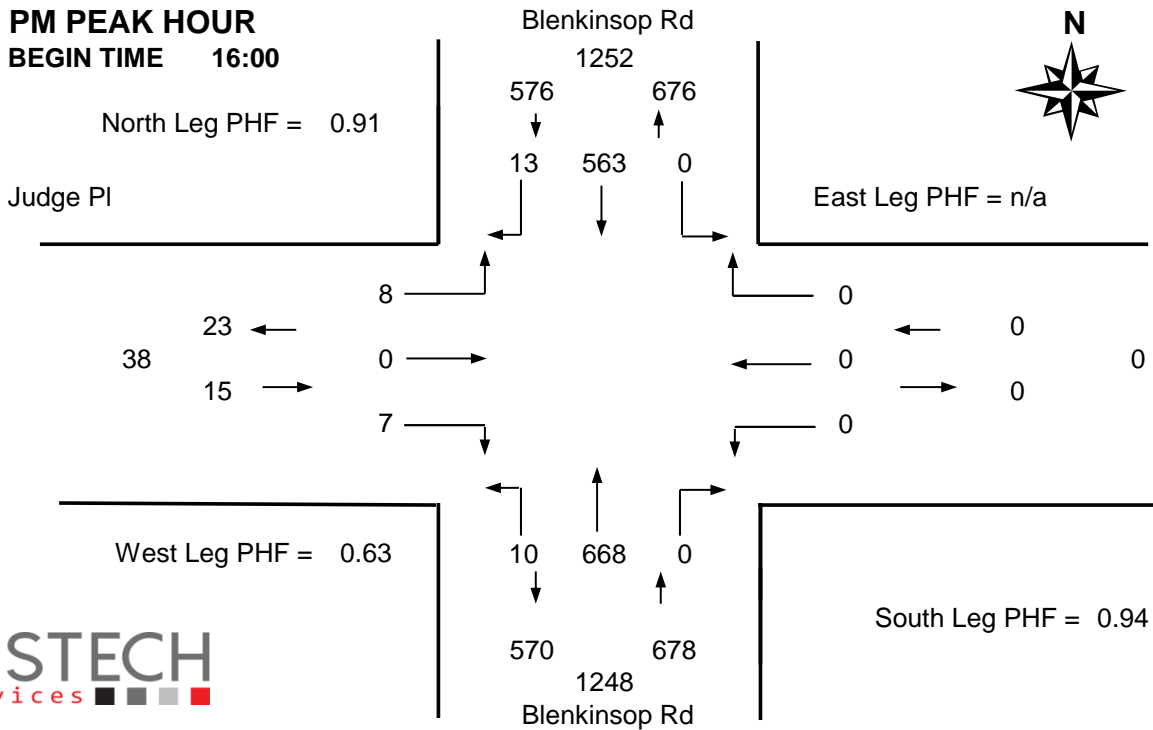
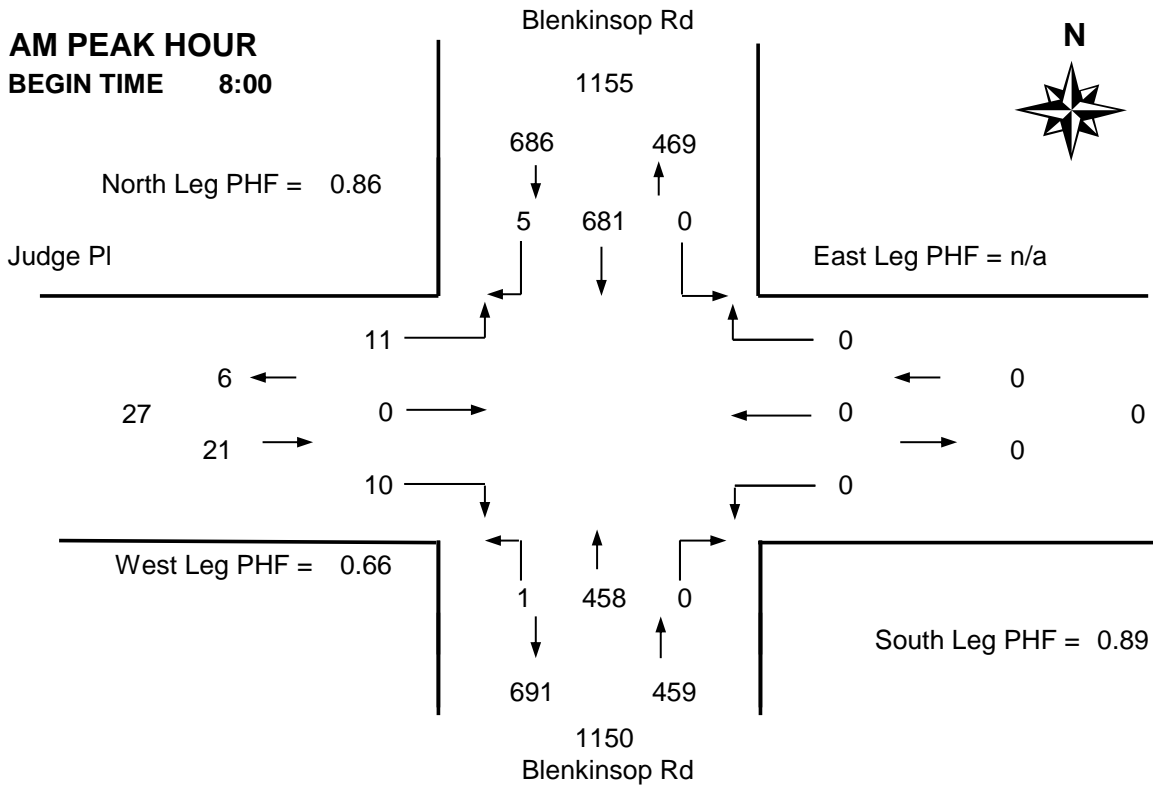
Time Period Starting	Blenkinsop Rd			Blenkinsop Rd			Judge Pl						15 Min Total	Hourly Total	Pedestrians			
	From North			From South			From West			From East					N	S	W	E
	Left	Thru	Right	Left	Thru	Right	Left	Thru	Right	Left	Thru	Right						
7:30		104	0	1	71		2		2				180	-	2	1	0	
7:45		157	1	1	95		3		5				262	-	3	1	0	
8:00		158	0	1	116		2		0				277 *	-	0	1	0	
8:15		198	1	0	129		3		2				333 +	1052	1	3	0	
8:30		159	4	0	110		4		4				281 *	1153	0	3	0	
8:45		166	0	0	103		2		4				275 *	1166	3	0	0	
9:00		127	1	2	105		2		0				237	1126	2	0	0	
9:15		124	0	1	92		1		0				218	1011	0	1	1	
<b>Total</b>	<b>0</b>	<b>1193</b>	<b>7</b>	<b>6</b>	<b>821</b>	<b>0</b>	<b>19</b>	<b>0</b>	<b>17</b>	<b>0</b>	<b>0</b>	<b>0</b>	<b>2063</b>	<b>-</b>	<b>11</b>	<b>10</b>	<b>1</b>	<b>0</b>
<b>Pk Hr</b>	<b>0</b>	<b>681</b>	<b>5</b>	<b>1</b>	<b>458</b>	<b>0</b>	<b>11</b>	<b>0</b>	<b>10</b>	<b>0</b>	<b>0</b>	<b>0</b>	<b>1166 *</b>	<b>-</b>	<b>4</b>	<b>7</b>	<b>0</b>	<b>0</b>
<b>Pk Hr Factor</b>	n/a	0.86	0.31	0.25	0.89	n/a	0.69	n/a	0.63	n/a	n/a	n/a	0.88	* = Peak hour + = Peak 15 minutes				
<b>Factor</b>		<b>0.86</b>			<b>0.89</b>			<b>0.66</b>					<b>n/a</b>					
15:30		129	1	5	138		2		1				276	-	5	2	0	
15:45		134	1	4	157		1		0				297	-	0	0	0	
16:00		138	4	1	168		1		3				315 *	-	0	1	1	
16:15		131	5	2	178		4		2				322 +	1210	0	0	0	
16:30		157	1	4	151		1		2				316 *	1250	2	1	0	
16:45		137	3	3	171		2		0				316 *	1269	1	0	0	
17:00		113	0	2	195		1		1				312	1266	1	0	0	
17:15		129	3	3	169		2		2				308	1252	0	2	3	
<b>Total</b>	<b>0</b>	<b>1068</b>	<b>18</b>	<b>24</b>	<b>1327</b>	<b>0</b>	<b>14</b>	<b>0</b>	<b>11</b>	<b>0</b>	<b>0</b>	<b>0</b>	<b>2462</b>	<b>-</b>	<b>9</b>	<b>6</b>	<b>4</b>	<b>0</b>
<b>Pk Hr</b>	<b>0</b>	<b>563</b>	<b>13</b>	<b>10</b>	<b>668</b>	<b>0</b>	<b>8</b>	<b>0</b>	<b>7</b>	<b>0</b>	<b>0</b>	<b>0</b>	<b>1269 *</b>	<b>-</b>	<b>3</b>	<b>2</b>	<b>1</b>	<b>0</b>
<b>Pk Hr Factor</b>	n/a	0.90	0.65	0.63	0.94	n/a	0.50	n/a	0.58	n/a	n/a	n/a	0.99					
<b>Factor</b>		<b>0.91</b>			<b>0.94</b>			<b>0.63</b>					<b>n/a</b>					



# DISTRICT OF SAANICH 2018 TRAFFIC COUNTS

**Major Route:** Blenkinsop Road  
**Minor Route:** Judge Place  
**Date:** Wednesday, March 7, 2018  
**Filename:** Blenkinsop@Judge Place-Mar7-2018.xls

**Station #:** TIN000669  
**Intersection Type:** 3-leg west approach  
**East/West Route:** Judge Place  
**Weather:** Cloudy and damp



# DISTRICT OF SAANICH 2018 TRAFFIC COUNTS

**Major Route:** Blenkinsop Road  
**Minor Route:** Judge Place  
**Date:** Wednesday, March 7, 2018  
**Filename:** Blenkinsop@Judge Place-Mar7-2018.xls

**Station #:** TIN000669  
**Intersection Type:** 3-leg west approach  
**East/West Route:** Judge Place  
**Weather:** Cloudy and damp

**Comments:**

### Bicycle Data

Time Period Starting	Blenkinsop Rd			Blenkinsop Rd			Judge Pl			From East			15 Min Total	Hourly Total
	From North			From South			From West			Left	Thru	Right		
	Left	Thru	Right	Left	Thru	Right	Left	Thru	Right	Left	Thru	Right		
7:30		1	0	0	0		0		0				1	-
7:45		0	0	0	0		0		0				0	-
8:00		0	0	0	0		0		0				0	-
8:15		0	0	0	0		0		0				0	1
8:30		0	0	0	1		1		0				2 +	2
8:45		1	0	0	0		0		0				1 *	3
9:00		0	0	0	0		0		0				0 *	3
9:15		1	0	0	0		0		0				1 *	4
<b>Total</b>	<b>0</b>	<b>3</b>	<b>0</b>	<b>0</b>	<b>1</b>	<b>0</b>	<b>1</b>	<b>0</b>	<b>0</b>	<b>0</b>	<b>0</b>	<b>0</b>	<b>5</b>	<b>-</b>
<b>Pk Hr</b>	<b>0</b>	<b>2</b>	<b>0</b>	<b>0</b>	<b>1</b>	<b>0</b>	<b>1</b>	<b>0</b>	<b>0</b>	<b>0</b>	<b>0</b>	<b>0</b>	<b>4 *</b>	<b>-</b>
<b>15x4</b>	<b>0</b>	<b>4</b>	<b>0</b>	<b>0</b>	<b>4</b>	<b>0</b>	<b>4</b>	<b>0</b>	<b>0</b>	<b>0</b>	<b>0</b>	<b>0</b>	<b>8 +</b>	<b>-</b>

15:30		0	0	0	0		0		0				0	-
15:45		1	0	0	0		0		0				1	-
16:00		0	0	0	1		0		0				1	-
16:15		0	0	0	0		0		0				0	2
16:30		0	0	0	0		0		0				0 *	2
16:45		1	1	0	1		0		1				4 +	5
17:00		0	0	0	1		0		0				1 *	5
17:15		2	0	0	0		0		0				2 *	7
<b>Total</b>	<b>0</b>	<b>4</b>	<b>1</b>	<b>0</b>	<b>3</b>	<b>0</b>	<b>0</b>	<b>0</b>	<b>1</b>	<b>0</b>	<b>0</b>	<b>0</b>	<b>9</b>	<b>-</b>
<b>Pk Hr</b>	<b>0</b>	<b>3</b>	<b>1</b>	<b>0</b>	<b>2</b>	<b>0</b>	<b>0</b>	<b>0</b>	<b>1</b>	<b>0</b>	<b>0</b>	<b>0</b>	<b>7 *</b>	<b>-</b>
<b>15x4</b>	<b>0</b>	<b>8</b>	<b>4</b>	<b>0</b>	<b>4</b>	<b>0</b>	<b>0</b>	<b>0</b>	<b>4</b>	<b>0</b>	<b>0</b>	<b>0</b>	<b>16 +</b>	<b>-</b>

4 Hr	0	7	1	0	4	0	1	0	1	0	0	0	14	28
------	---	---	---	---	---	---	---	---	---	---	---	---	----	----

### PEAK HOUR SUMMARY

